



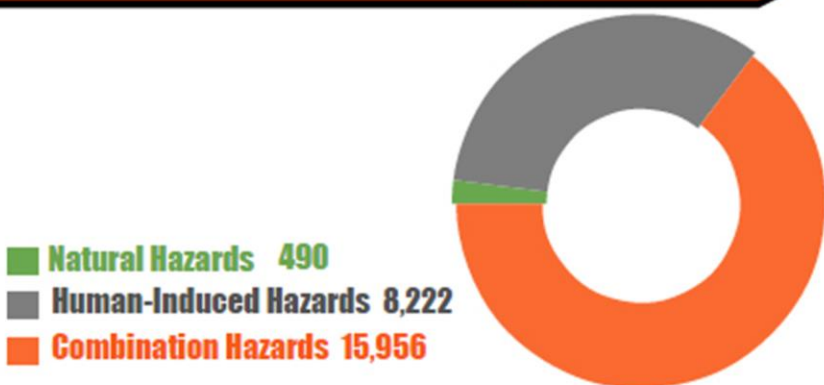
Philippine Disaster Situation 2014

*Understanding the Root Causes of the Country's
Vulnerability to Disasters*

Philippines: Disaster-Prone Country

Hazards Monitored in the Philippines in 2014

- Natural Hazards** 490
- Human-Induced Hazards** 8,222
- Combination Hazards** 15,956



Number of Affected Persons
39,939,901

- 13,246,725 Persons**
- 26,522,060 Persons**
- 171,116 Persons**



Number of Affected Families
9,069,729

- 3,007,662 Families**
- 6,026,735 Families**
- 35,332 Families**



Number of Fatalities
801

- 304 Deceased**
- 222 Deceased**
- 275 Deceased**

Top 5 Disasters in Terms of the Number of Affected People, 2014



TROPICAL CYCLONES

13,081,129



FLASHFLOOD

141,052



VOLCANO ACTIVITY

60,435



ITCZs/MONSOON/CONTINUOUS RAINS

47,579



WHIRLWIND/TORNADOES

46,120

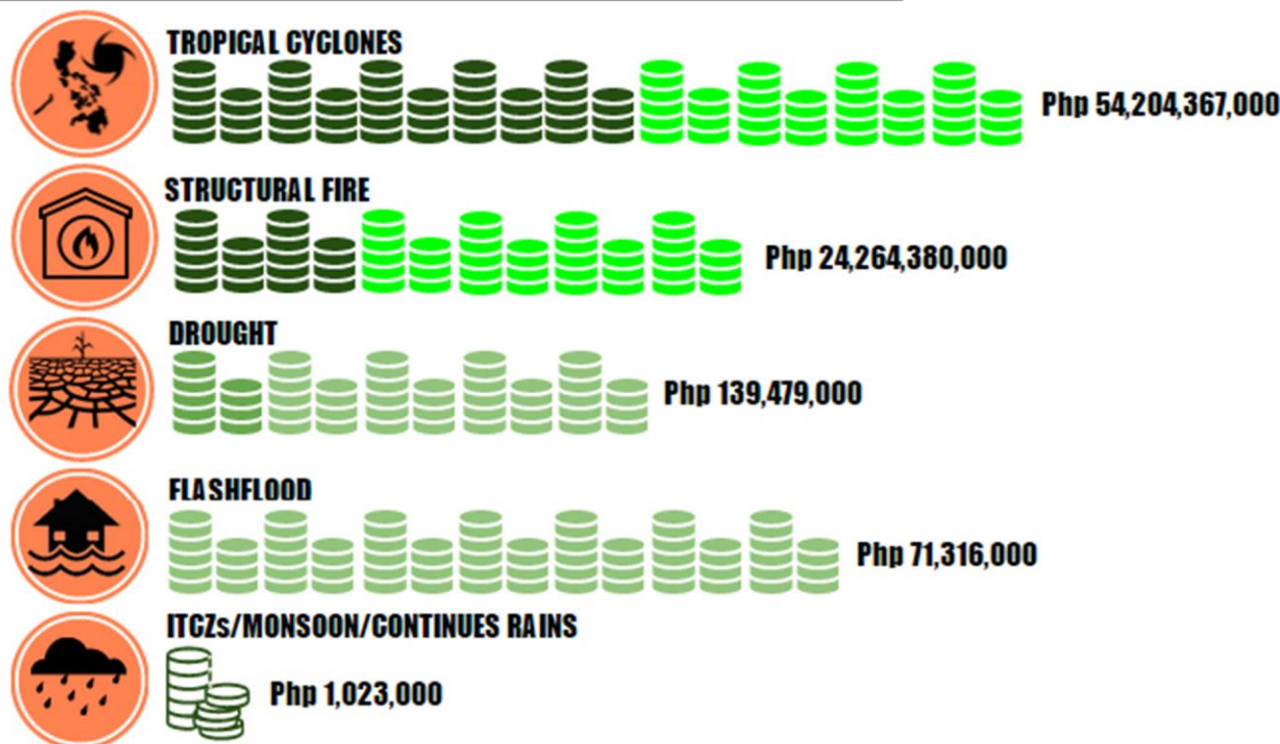
Source: DND-National Disaster Risk Reduction and Management Council (NDRRMC), Bureau of Fire Protection (BFP), KARAPATAN Alliance for the Advancement of People's Rights, Kalipunan ng Damayang Mahihirap (KADAMAY)

The Cost of Disasters

Cost of 2014 Disasters on Economic Sectors



Top 5 Disasters in Terms of Damaged Properties, 2014



The Calamity Fund for 2014 and 2015



14 B Calamity Fund (2015) **13 B** Calamity Fund (2014)

2015 budget:

6.1 B Aid, Relief and Rehabilitation Services to Communities

6.8 B Repair and Reconstruction of Permanent Structures

1 B Adaptation Projects and Activities of LGUs and Community Organizations

Source: Department of Budget and Management (DBM)

Philippines: Disaster-Prone Country in a Global Scale

10 Most Disasters-Affected Countries in 2014

Source: Center for Research on the Epidemiology of Disasters (CRED) Crunch 2014 Newsletter, data from EM-DAT: The OFDA/CRED-International Disaster Database

- 
1. China (58.45 M)
 2. Philippines (10.14 M)
 3. India (5.66 M)
 4. Burkina Faso (4 M)
 5. Sri Lanka (3 M)
 6. Bangladesh (2.80 M)
 7. Malaysia (2.40 M)
 8. Pakistan (2.28 M)
 9. Serbia (1.61 M)
 10. Kenya (1.60 M)

- 
1. Vanuatu
 2. Philippines
 3. Tonga
 4. Guatemala
 5. Bangladesh
 6. Solomon Islands
 7. Costa Rica
 8. El Salvador
 9. Cambodia
 10. Papua New Guinea

World Disaster Risk Index 2014

Source: World Risk Report 2014, United Nations University Institute for Environment and Human Security (UNU-EHS)

The Philippines placed **2nd** among 171 countries ranked on their risk level to disasters.

The country is 52.46% exposed to natural hazards, which makes it 53.85% vulnerable to the impact of disasters. There is 33.35% susceptibility or likelihood that the country will suffer great harm, loss, and disruption in an extreme event, or natural hazard. The country lacks 80.03% coping capacity to minimize the negative consequences of natural hazards and climate change through direct action and the resources available. The Philippines has 48.17% adaptive capacities for long-term strategies in dealing with and attempting to address the negative impact of natural hazards and climate change.

Source: Center for Research on the Epidemiology of Disasters (CRED), United Nations University Institute for Environment and Human Security (UNU-EHS)

Why is the Philippines vulnerable to Disasters?

1 PHYSICAL AND GEOGRAPHICAL CHARACTERISTICS



Located in the Western Pacific Basin where an average of **20 typhoons** occur every year. At least **5 are destructive**



Philippines has **300 volcanoes - 22 are active**



Part of the Circum-Pacific Seismic Belt – commonly known as **The Ring of Fire**, where majority of earthquakes and volcanic eruptions occur.

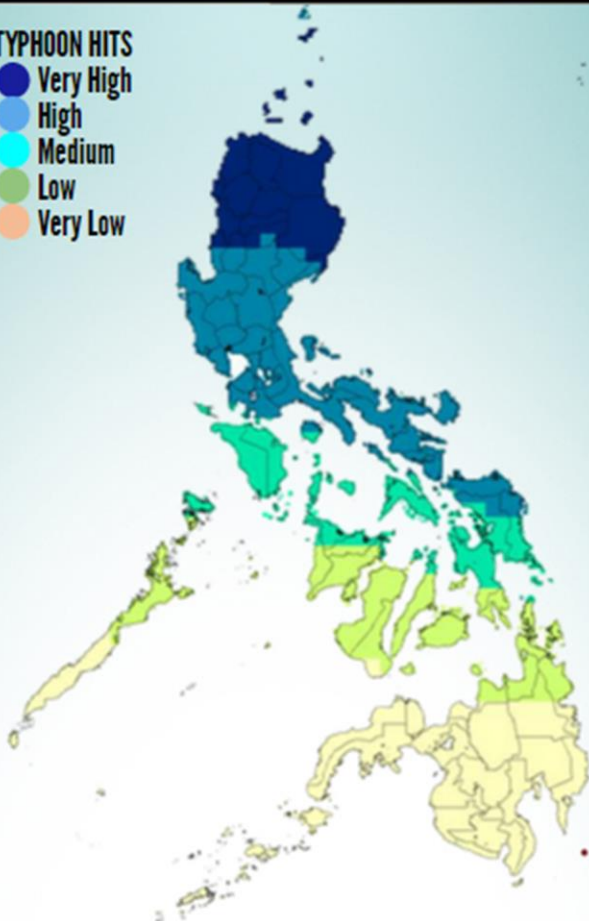
Between **two major Tectonic Plates** -- Pacific Plate and Eurasian Plate.

Philippines is among the top 5 countries that are most frequently hit by natural disasters over the last decade (ADSR 2013, CRED)

Philippines: Typhoon and Earthquake - Prone Country

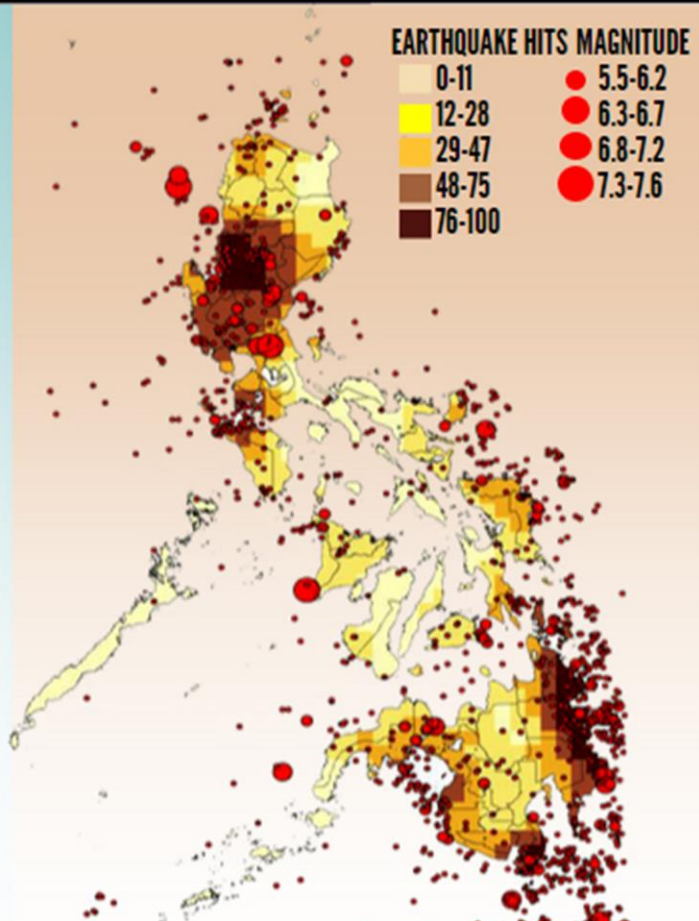
TYPHOON HITS

- Very High
- High
- Medium
- Low
- Very Low



EARTHQUAKE HITS MAGNITUDE

- | | |
|--------|---------|
| 0-11 | 5.5-6.2 |
| 12-28 | 6.3-6.7 |
| 29-47 | 6.8-7.2 |
| 48-75 | 7.3-7.6 |
| 76-100 | |



Why is the Philippines vulnerable to Disasters?

2

SOCIO-ECONOMIC AND POLITICAL SITUATION

3 of 5 Filipinos are Poor



65 M of 90 M Filipinos

POVERTY



11.2 M UN/UNDEREMPLOYED
(2014)

OVERSEAS WORKERS **12 M**
(2014)



JOB SCARCITY

Mandated Minimum Wage vs. Family Living Wage versus (NCR-2015)



MANDATED MINIMUM WAGE **P481**

FAMILY LIVING WAGE **P1,084**

WAGE GAP **P601**

LOW INCOME AND HIGH COST OF LIVING

6 out of 10 Filipinos
DIE WITHOUT SEEING A DOCTOR

1 in every 10 Filipino Students

CAN GRADUATE COLLEGE



INSUFFICIENT SOCIAL SERVICES

Top 5 Hazards in the Philippines in 2014 (in Terms of Frequency)



#1 FIRE

15,897 Reported Incidents

#2 FORCED EVACUATION

8,025 Reported Incidents



#3 EARTHQUAKE

423 Reported Incidents

#4 FLASHFLOOD

45 Reported Incidents



#5 DROWNING

29 Reported Incidents

**MAJORITY OF THE POPULATION ARE UNABLE TO RECOVER FROM DISASTERS
DUE TO THEIR POOR LIVING CONDITION**